

TRAF6 Antibody (monoclonal) (M02)**Mouse monoclonal antibody raised against a partial recombinant TRAF6.****Catalog # AT4332a****Specification**

TRAF6 Antibody (monoclonal) (M02) - Product Information

Application	WB, E
Primary Accession	O9Y4K3
Other Accession	BC031052
Reactivity	Human
Host	mouse
Clonality	Monoclonal
Isotype	IgG2b Kappa
Calculated MW	59573

TRAF6 Antibody (monoclonal) (M02) - Additional Information**Gene ID** 7189**Other Names**

TNF receptor-associated factor 6, 632-, E3 ubiquitin-protein ligase TRAF6, Interleukin-1 signal transducer, RING finger protein 85, TRAF6, RNF85

Target/Specificity

TRAF6 (AAH31052, 413 a.a. ~ 522 a.a) partial recombinant protein with GST tag. MW of the GST tag alone is 26 KDa.

Dilution

WB~~1:500~1000

E~~N/A

Format

Clear, colorless solution in phosphate buffered saline, pH 7.2 .

Storage

Store at -20°C or lower. Aliquot to avoid repeated freezing and thawing.

Precautions

TRAF6 Antibody (monoclonal) (M02) is for research use only and not for use in diagnostic or therapeutic procedures.

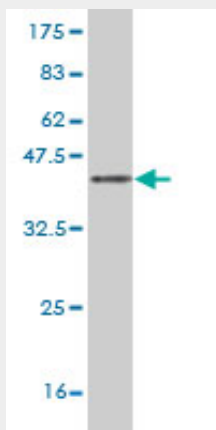
TRAF6 Antibody (monoclonal) (M02) - Protocols

Provided below are standard protocols that you may find useful for product applications.

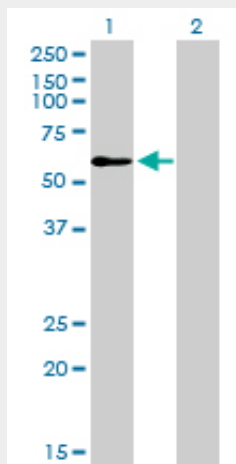
- [Western Blot](#)
- [Blocking Peptides](#)

- [Dot Blot](#)
- [Immunohistochemistry](#)
- [Immunofluorescence](#)
- [Immunoprecipitation](#)
- [Flow Cytometry](#)
- [Cell Culture](#)

TRAF6 Antibody (monoclonal) (M02) - Images




Antibody Reactive Against Recombinant Protein. Western Blot detection against Immunogen (37.84 KDa) .



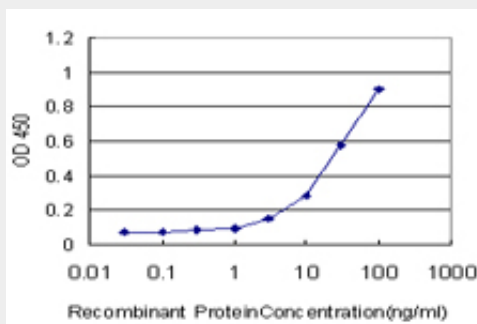
Western Blot analysis of TRAF6 expression in transfected 293T cell line by TRAF6 monoclonal antibody (M02), clone 1B2.

Lane 1: TRAF6 transfected lysate (59.6 KDa).

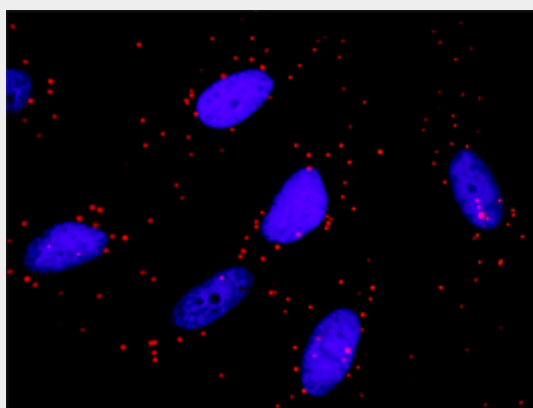
Lane 2: Non-transfected lysate.



Western blot analysis of TRAF6 over-expressed 293 cell line, cotransfected with TRAF6 Validated Chimera RNAi (Cat # AT4332a)



Detection limit for recombinant GST tagged TRAF6 is approximately 1ng/ml as a capture antibody.



Proximity Ligation Analysis of protein-protein interactions between TRAF4 and TRAF6 HeLa cells were stained with anti-TRAF4 rabbit purified polyclonal 1:1200 and anti-TRAF6 mouse monoclonal antibody 1:50. Each red dot represents the detection of protein-protein interaction complex, and nuclei were counterstained with DAPI (blue).

TRAF6 Antibody (monoclonal) (M02) - Background

The protein encoded by this gene is a member of the TNF receptor associated factor (TRAF) protein family. TRAF proteins are associated with, and mediate signal transduction from members of the TNF receptor superfamily. This protein mediates the signaling not only from the members of the

TNF receptor superfamily, but also from the members of the Toll/IL-1 family. Signals from receptors such as CD40, TNFSF11/RANCE and IL-1 have been shown to be mediated by this protein. This protein also interacts with various protein kinases including IRAK1/IRAK, SRC and PKCzeta, which provides a link between distinct signaling pathways. This protein functions as a signal transducer in the NF-kappaB pathway that activates I kappaB kinase (IKK) in response to proinflammatory cytokines. The interaction of this protein with UBE2N/UBC13, and UBE2V1/UEV1A, which are ubiquitin conjugating enzymes catalyzing the formation of polyubiquitin chains, has been found to be required for IKK activation by this protein. Two alternatively spliced transcript variants encoding identical proteins have been reported.

TRAF6 Antibody (monoclonal) (M02) - References

An approach based on a genome-wide association study reveals candidate loci for narcolepsy. Shimada M, et al. Hum Genet, 2010 Oct. PMID 20677014. Variation at the NFATC2 Locus Increases the Risk of Thiazolidinedione-Induced Edema in the Diabetes REduction Assessment with ramipril and rosiglitazone Medication (DREAM) Study. Bailey SD, et al. Diabetes Care, 2010 Jul 13. PMID 20628086. Dengue hemorrhagic fever is associated with polymorphisms in JAK1. Silva LK, et al. Eur J Hum Genet, 2010 Jun 30. PMID 20588308. TRAF6 is autoinhibited by an intramolecular interaction which is counteracted by trans-ubiquitination. Wang KZ, et al. J Cell Biochem, 2010 Jun 1. PMID 20512936. Competition between TRAF2 and TRAF6 regulates NF-kappaB activation in human B lymphocytes. Zhang W, et al. Chin Med Sci J, 2010 Mar. PMID 20449947.